

SWL 3220

Skid Steer Loader



- Engine power 55.4kW
- Machine weight 3450kg
- Rated operating capacity 1100kg



Operation with pilot handles

◆ Pilot Handles

Traveling and actions are all controlled by pilot handles, featuring light and handy and agile operations.



◆ Double-accelerator Control

The SWL3220 skid load is of the double-accelerator control mode. The manual accelerator control is used for working places requiring a constant power, while the foot pedal accelerator is used for excavation and loading.

◆ Strong Power



The customized Kutoba engine imported with original packaging can reach the strictest emission standards (EU Stage5 and EPA T4F), and it features strong power, high reliability, low noise, energy saving and environmental protection.

◆ Curve Hoisting Trajectory



Optimized structure designation enable machine to have higher lifting height than other brand.

◆ Closed Hydrostatic Traveling System

Static hydraulic traveling system, equipped by advanced anti-overloading hydraulic device, large-torque motor, big driving force, with self-brake function, safe and reliable.




◆ Standard Quick Coupler

Adapt to international common quick coupler, fast change various kinds attachment. Majority of attachments can be used in Sunward skid steer loader.



Equipped with heater and air conditioning, choose appropriate configuration depending on different regions.



A large-discharge system can be selected. With the confluence of two pumps, the product increases the output discharge to meet the demands of more large-discharge accessories such as milling machine.



- Wide space and good vision, easy in and out, all of button and switch is reachable.
- Conform to FOPS/ROPS standard cab structure.
- Three-level electric starting protection system.
- Complete warning beacon, warning signal and reverse horn.
- Rear window detachable.



◆ **Standard Hydraulic Horizontal Hoisting**

Standard hydraulic horizontally, lift the movable boom ensure invariant bucket angle with the ground, to prevent falling material, reduce the labor intensity of the operating personnel.

◆ **Emergency Descent Function of Working Unit**

The boom can safely conduct the emergency descent in case of the stalling of engine.

Maintenance & Repair



A Air filter

B Oil return filter

C Hydraulic oil tank cap

D Fuel filter


E Oil-water separator

F Fuel tank cap

G Engine oil filter

H Auxiliary tank

L Heater valve switch





Equipment

The standard and optional equipment varies from country to country. For more information, please contact with us.

Cab Unit

FOPS/ROPS Cab, open, lift up

FOPS/ROPS Cab, lift up

Safety armrest

Adjustable seat

Centralized panels

Double-accelerator Control

Pilot control handles

Fan heater

Air conditioner

High-back mechanical suspension seat

Hydraulic System

Boom-Emergency decent

Auto-levelling

Standard flow system

High flow system

Working Unit

Standard quick coupler

Standard bucket

External counterweight

Standard tires

Solid tires

Various accessories

Electrical System

Front LED work light

Warning light

Backup alarm

Horn

External power supply

Attachments electronic control system

Rear work LED light

Standard equipment

Optional equipment

Multi-function



Snow Blower



Cold Planer



Ditcher



Compact



Mixer



Auger



Breaker



4 in 1 bucket



Delver

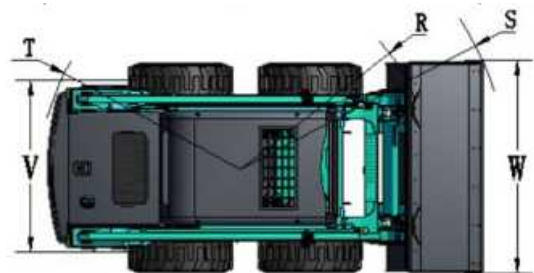
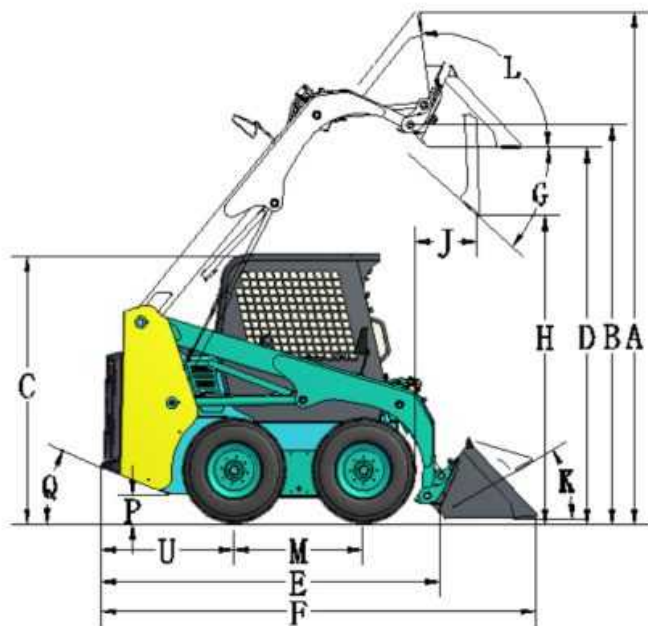
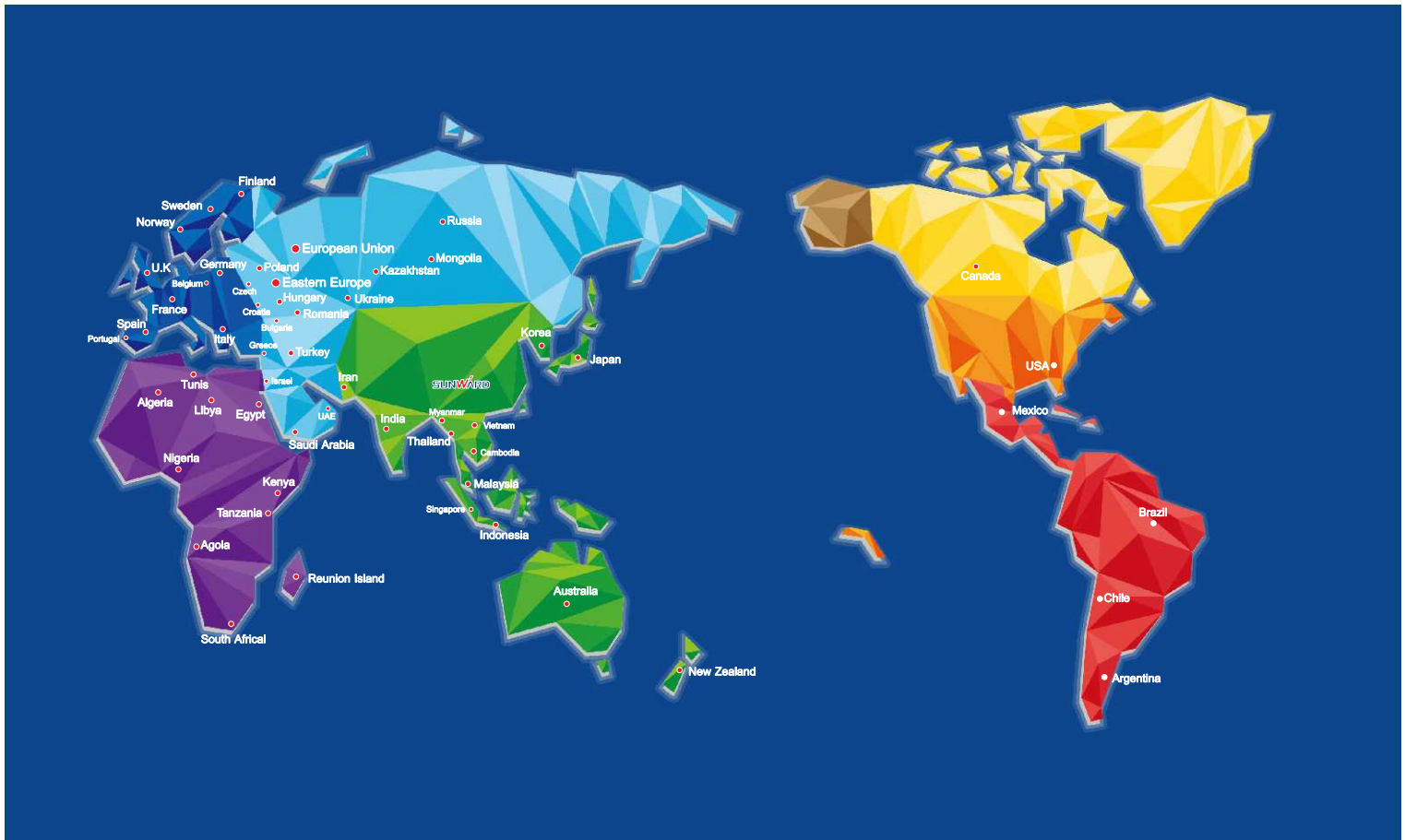


Snow Blade

Product Parameter

Operation Parameter			
A	Maximum overall height	mm	4020
B	Height to hinge pin	mm	3123
C	Height to top of cab	mm	2068
D	Height to bottom of level bucket	mm	2948
E	Length without standard bucket	mm	2958
F	Length with sandard bucket	mm	3727
G	Maximum dump angle	°	43
H	Dump height	mm	2395
J	Dump reach	mm	625
K	Rolback angle (bucket on ground)	°	30
L	Rolback angle at maximum height	°	93
M	Wheelbase	mm	1148
P	Ground	mm	205
Q	Departure angle	°	26
R	Turning radius from center (Coupler)	mm	1344
S	Turning radius from center (Bucket)	mm	2201
T	Turning radius from center (Machine rear)	mm	1747
U	Bumper overhang behind rear axle	mm	1170
V	Width over tire	mm	1475
W	Bucket width	mm	1830
Performance			
	Operating weight	kg	3450
	Rated operating capacity	kg	1100
	Tipping load	kg	2000
	Breakout force curl	kg	2480
	Breakout force lift	kg	2430
	Travel speed	km/h	12.6
Engine			
	Brand		KUBOTA
	Model		V3307DI-T
	Type		4-cylinder, water cooling, diesel engine
	Emission level		EPA Tier4 / EU Stage III A
	Power	kW/rpm	55.4/2600
	Peak torque	N·m/rpm	265/1600
Electrical System			
	Starter	V/kW	12/3.0
	Alternator rating	V/A	12/80
	Battery	Ah	120
Service Refill Capalities			
	Hydraulic tank	L	60
	Fuel tank	L	110
Hydraulic System			
	Hydraulic flow_standard	L/min	86
	Hydraulic flow_high flow	L/min	131
	Standard flow pressure	bar	210
	High flow pressure	bar	165

Worldwide Network for Sales and Service



SUNWARD INTELLIGENT EQUIPMENT CO.,LTD.

Add: Sunward Intelligent Industrial Park, Xingsha, Changsha, 410100, China.

Tel: (0086-731) 8357 2828

E-mail: international@sunward.com.cn

Web: www.sunward.com.cn

SUNWARD EUROPE HEAVY INDUSTRY N.V

Add:Nijverheidspark 3,3580

Beringen, Belgium

Tel:(0032-011)434666

E_mail:eu@sunward.cc

Please read the manual book and maintenance book before operation. Changes are periodically added to the information, and Sunward may change the products or services described in this book at any time without announcement. All rights of this manual book reserve to Sunward.

SWL EN 2019