

Telescopic Handler

SWTH

2710
3509
3513
3910
3915



Main Features

Sunward SWTH series telescopic handlers are a new generation of multifunctional handling and lifting logistics equipment integrating mechanical, electronic and hydraulic technology, independently developed by Sunward, and their performance indexes have reached the international advanced level. They are the most ideal and efficient handling tools for modern industry, construction industry and agriculture. They are widely used in factories, warehouses, docks, construction sites, agriculture, farming and stockyards.



Parachuting on Aizhai Bridge



Loading/Unloading Operation



Working at Heights in Mine



Material Handling in Construction Industry

- Simple and reliable operation mode.
- Beautiful appearance design and durability.
- Safe and smooth driving on hillsides or rough terrain.
- Traveling on the side slope with a gradient of up to 10°.
- Loading and unloading across obstacles such as small ditches, steps, door and window holes and walls.
- Quick replacement of different accessories to meet a series of work requirements such as material handling, lifting, spading loading and unloading, and working at heights.

Powerful Power System



It is provided with hydrostatic transmission, 4×4 drive, and top-level configuration composed of imported engine, axle, gearbox and hydraulic components, with strong power, efficient transmission and reliable performance.

Suspension System with Excellent Performance



Leveled front axle and floating rear axle make the machine have excellent buffering and vibration absorbing effects. The rigid locking of the rear axle and the frame leveling function of the front axle greatly improve the off-road performance and driving comfort.

Light and Flexible Steering System



It has three arbitrarily switchable steering modes (front wheel steering, four-wheel steering and crab steering). It can meet the requirements of various working conditions. Combined with the light and nimble hydraulic oil cylinder power steering function, the maneuverability and flexibility of the machine are greatly improved.

Accurate and Convenient Control System



- ▲ Intelligent electronically-controlled throttle is easy to operate.
- ▲ The electro-hydraulic proportional control system with pressure compensation and load feedback makes the operating speed unaffected by load change, and the system has small power loss and good stability. Combined with the electronic proportional control handle with superior performance, all kinds of movements have good micro-motion and stability, greatly reducing the operation difficulty of operators.

Good Vision



Cabin



Instrument



Outrigger



Operating Handle



High-strength Frame



Main Boom

Main Features

■ Boom

It is designed with quadrilateral large rounded section, with good resistance to torsion. Its cylinder is made of low-alloy and high-tensile structural steel, with light dead weight and strong handling capacity.

■ Slider

The high-quality nylon slider has long service life and is easy to maintain and test.

■ Telescoping Mechanism

The high-quality nylon slider has long service life and is easy to maintain and test.

■ Frame

It has good resistance to torsion and is of high-tensile steel all-welded structure.

■ Cab

It complies with ROPS/FOPS standards.

■ Space

There are spacious inner space and luxurious interior trim.

■ Vision

Large arc glass has a broad vision.

■ Handle

Handle push-button operation is handy.

■ Seat

Adjustable suspension seat provides ride comfort.

■ Instrument

The dashboard is easy to understand.

■ Warning Light

The warning light is to ensure safety.

■ Air Conditioning

Air conditioning makes the operating environment more comfortable.



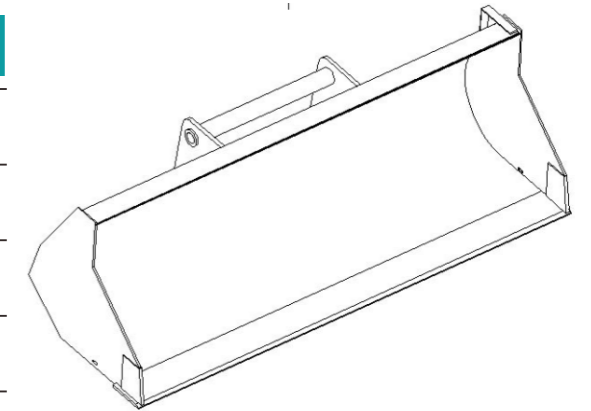
Main Features



Optional Accessories

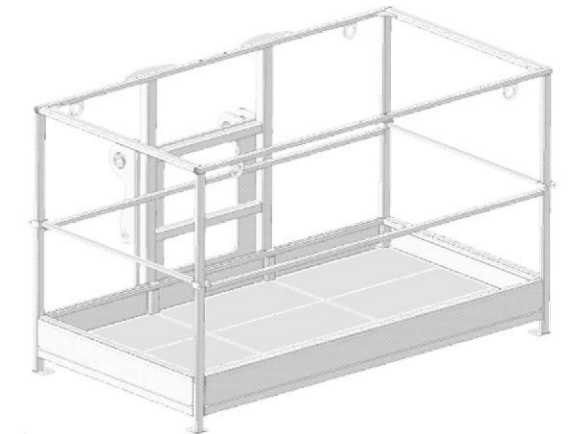
Bucket

Dimension: (L × W × H mm)	2300×975×806
Weight: (kg)	372
Bucket capacity: (L)	1000
Applicable model:	SWTH series products



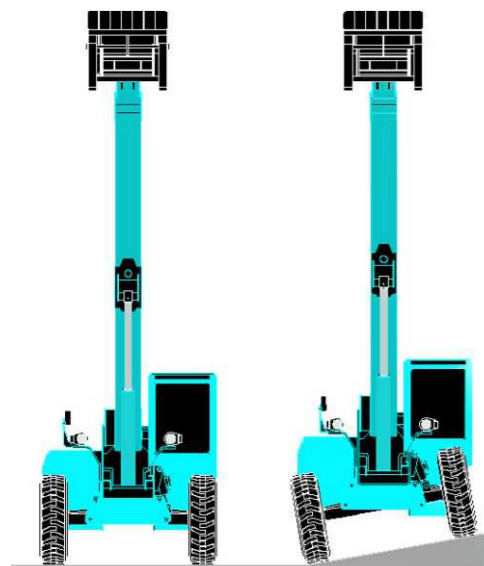
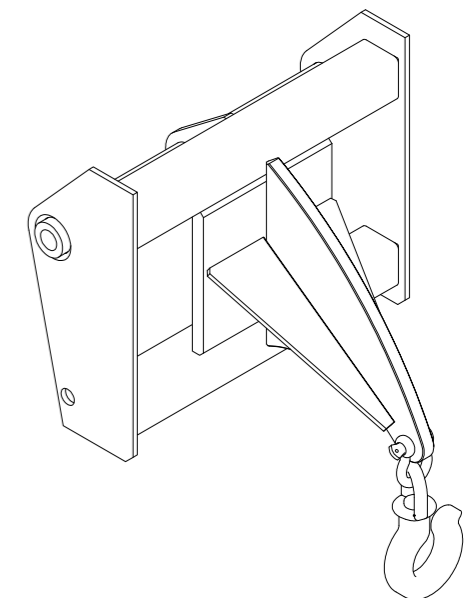
Hanging Basket

Dimension: (L × W × H mm)	2210×1466×1306
Weight: (kg)	470
Rated loading capacity: (kg)	365
Applicable model:	SWTH series products



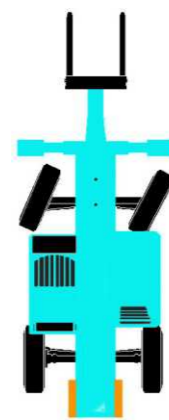
Lifting Hook

Dimension: (L × W × H mm)	715×780×640
Weight: (kg)	165
Rated loading capacity: (kg)	3500
Applicable model:	SWTH series products



Frame Leveling Function

Front Wheel Steering



Four-wheel Steering



Crab Steering



Three Steering Modes

■ Main Technical Parameters

Performance Parameters			
Dimension (L×W×H)		mm	5970×2320×2400
Basic Parameters	Machine weight (no-load)	kg	7500
	Rated bearing capacity	kg	2722
	Maximum handling height	m	10.5
	Maximum overhang length	m	7
	Maximum overhang length load	kg	408
	Ground clearance	mm	350
	Turning radius (outside)	m	3.8
	Traction	kN	64
Action Time	No-load lifting time	s	15
	No-load lowering time	s	10
	Retraction time of no-load boom from maximum overhang length	s	15
	Extension time of no-load boom to maximum overhang length	s	13
Transmission System	Transmission mode		Hydrodynamic transmission
	Gear (forward and reverse)		3/3
	Maximum traveling speed	km/h	29
	Gradeability	%	60
Engine	Model		TCD3.6 L4 HT
	Power	kW/rpm	55.4/2300
	Maximum torque	N.m/rpm	390/1300
	Fuel injection mode		Electronic fuel injection
	Cooling mode		Water cooling
System Capacity	Hydraulic oil	L	140
	Fuel	L	140
	Engine oil	L	10
	Cooling system	L	12
Fork	L×W×T	mm	1200×120×45
	Maximum distance between forks	mm	1040
	Rotation angle	°	117
Tyre	Specifications		16/70-20

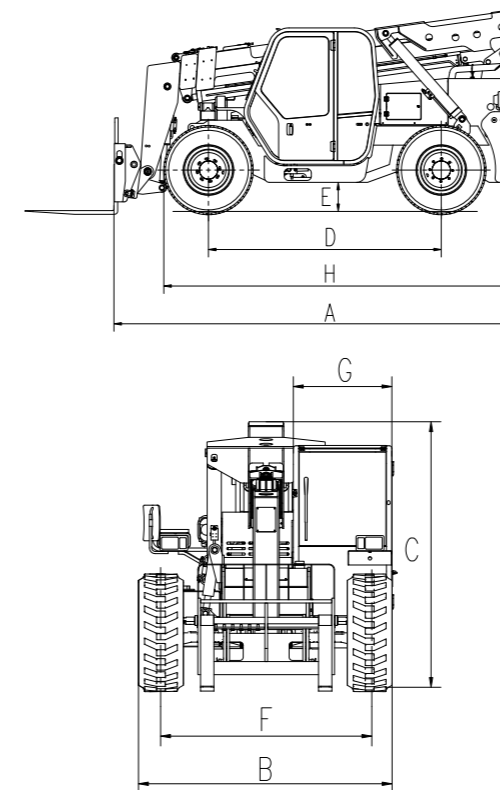
Dimensions			
A	Length to fork arm carrier	mm	4900
B	Width	mm	2320
C	Height	mm	2400
D	Wheel base	mm	2800
E	Ground clearance	mm	350
F	Wheel tread	mm	1930
G	Cab width	mm	900
H	Length to front wheel	mm	3875
K	Outrigger site width	mm	-

■ Configurations

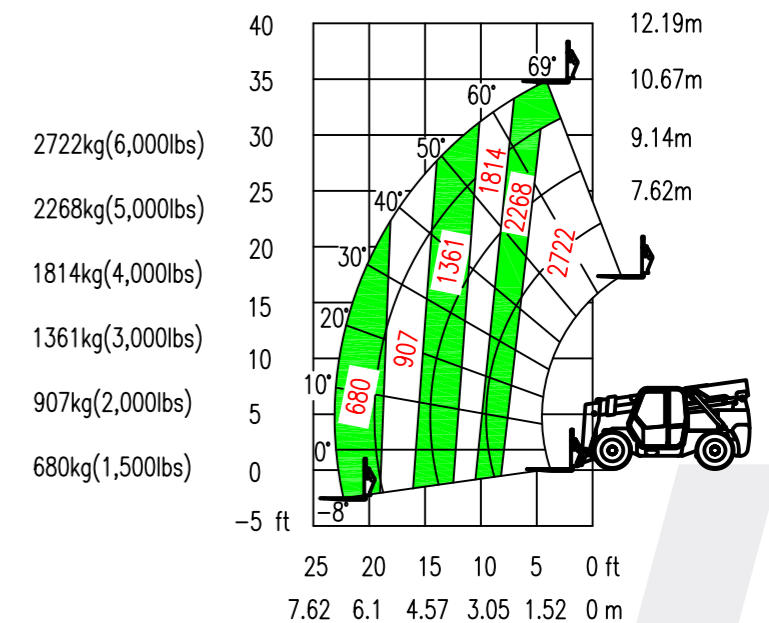
Standard configuration		Optional configuration
● Hydraulic pilot	● Strobe alarm light	● Rear view camera
● Hydrodynamic transmission	● Quick switching device	● Enclosed cab
● Four-wheel drive	● Floating fork	● Bucket
● Three steering modes	● Frame leveling system	● Hanging basket
● Three-section boom	● Automatic fork leveling system	● Haystack fork
● Convertible cab	● Rollover protection system	● Cold/hot air conditioning system
● Horn	● Oil pipe explosion-proof system	● Off-road pattern solid tyre
● Work light	● Off-road pattern pneumatic tyre	
● Traveling light		



■ Dimension Drawings



■ Load Diagram



■ Main Technical Parameters

Performance Parameters			
Dimension (L×W×H)		mm	6464×2320×2550
Basic Parameters	Machine weight (no-load)	kg	9472
	Rated bearing capacity	kg	3500
	Maximum handling height	m	9
	Maximum overhang length	m	4.9
	Maximum overhang length load	kg	2000
	Ground clearance	mm	420
	Turning radius (outside)	m	4.2
	Traction	kN	80
Action Time	No-load lifting time	s	16
	No-load lowering time	s	12
	Retraction time of no-load boom from maximum overhang length	s	14
	Retraction time of no-load boom from maximum lifting height	s	13
	Extension time of no-load boom to maximum overhang length	s	18
	Extension time of no-load boom to maximum lifting height	s	20
Transmission System	Transmission mode	Hydrostatic transmission	
	Gear (forward/reverse)	2/2	
	Maximum traveling speed	km/h	35
	Gradeability	%	60
Engine	Brand	Perkins	
	Model	1104D-44T	
	Power	kW/rpm	74.5/2200
	Maximum torque	N.m/rpm	412/1400
	Fuel injection mode	Direct injection	
	Cooling mode	Water cooling	
Hydraulic System	Maximum displacement of plunger pump	ml/r	63
	Maximum working pressure	bar	265
	Control handle	ml/r	4 in 1
System Capacity	Hydraulic oil	L	190
	Fuel	L	140
	Engine oil	L	6.5
	Engine coolant	L	16
Fork	L×W×T	mm	1200×120×45
	Maximum distance between forks	mm	1040
	Rotation angle	°	126
Tyre	Specifications	405/70-24	

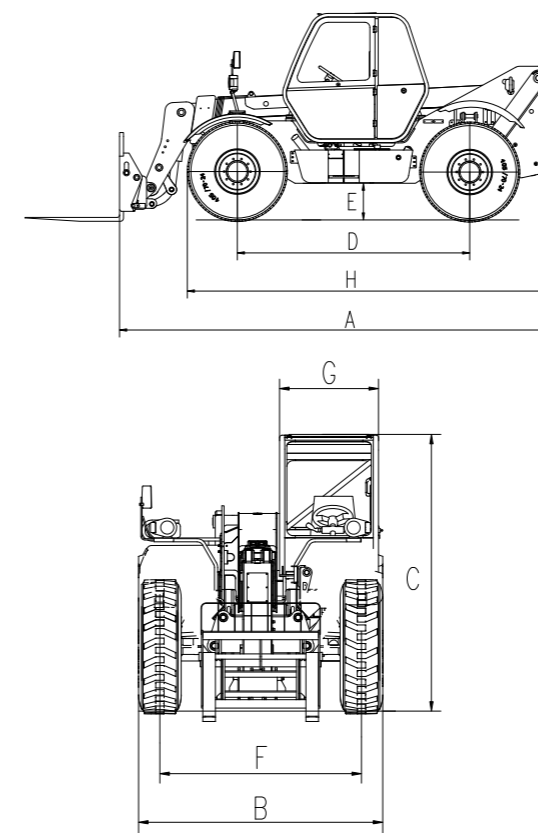
Dimensions			
A	Length to fork arm carrier	mm	5519
B	Width	mm	2320
C	Height	mm	2550
D	Wheel base	mm	2950
E	Ground clearance	mm	420
F	Wheel tread	mm	1915
G	Cab width	mm	940
H	Length to front wheel	mm	4668
K	Outrigger site width	mm	-

■ Configurations

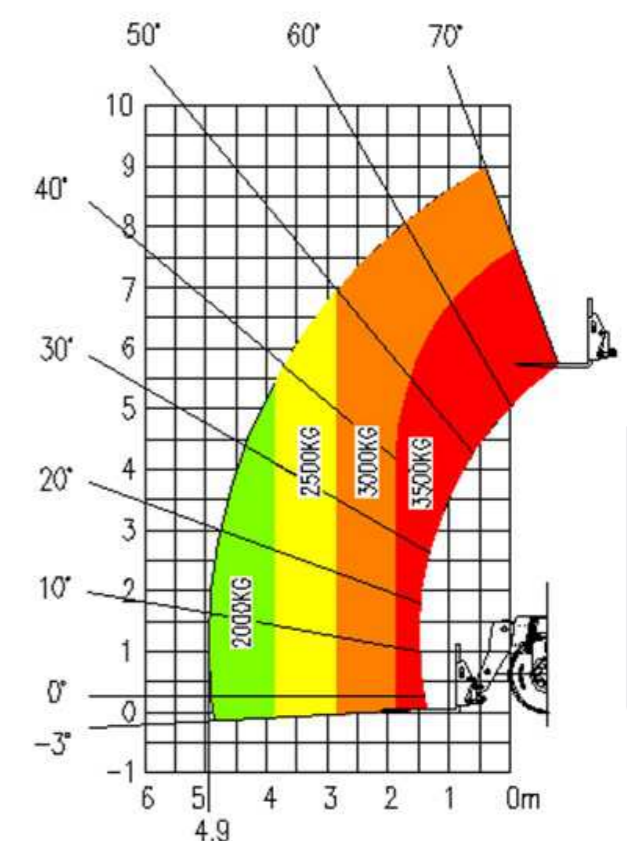
Standard configuration	Optional configuration
<ul style="list-style-type: none"> • Electro-hydraulic proportion • Hydrostatic transmission • Four-wheel drive • Three steering modes • Two-section boom • Enclosed cab • Horn • Work light • Traveling light 	<ul style="list-style-type: none"> • Strobe alarm light • Quick switching device • Floating fork • Frame leveling system • Automatic fork leveling system • Rollover protection system • Oil pipe explosion-proof system • Cold/hot air conditioning system • Off-road pattern pneumatic tyre
	<ul style="list-style-type: none"> • Rear view camera • Clamping bucket • Lifting hook • Log clamp • Off-road pattern solid tyre • Bucket • Hanging basket • Haystack fork



■ Dimension Drawings



■ Load Diagram

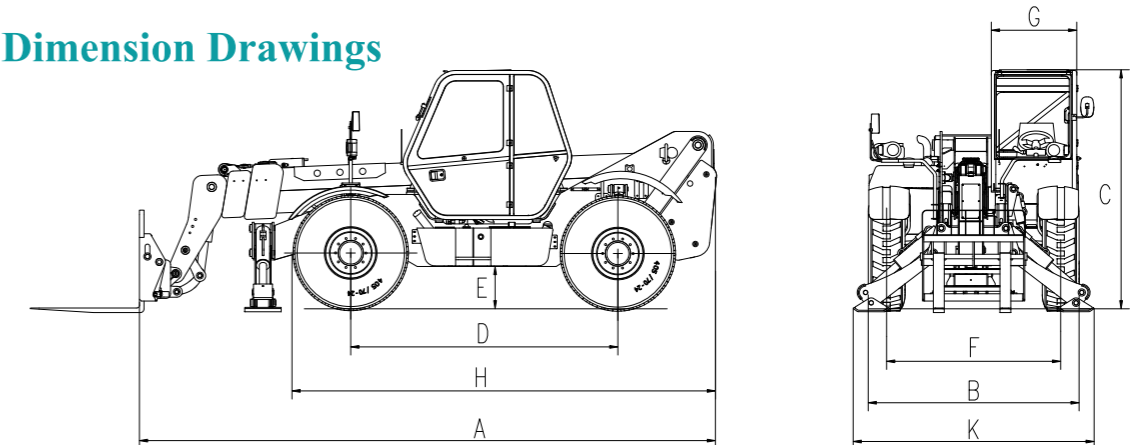


■ Main Technical Parameters

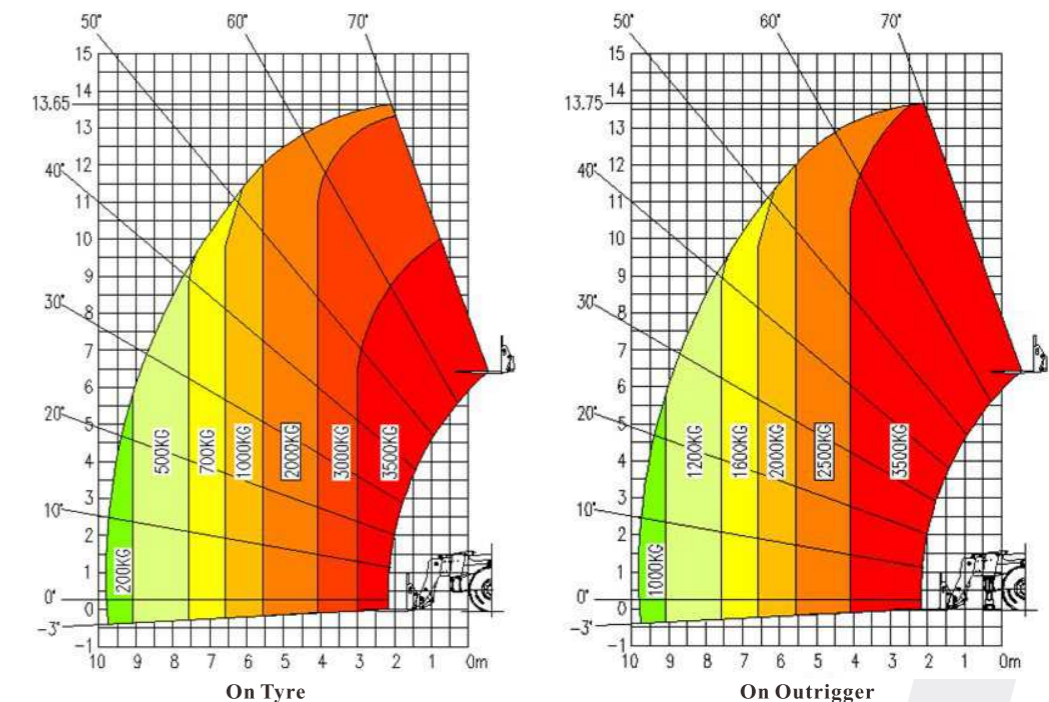
Performance Parameters			
Dimension (L×W×H)		mm	7530×2320×2550
Basic Parameters	Machine weight (no-load)	kg	10650
	Rated bearing capacity	kg	3500
	Maximum handling height	m	13.75
	Maximum overhang length	m	9.7
	Maximum overhang length load	kg	1000
	Ground clearance	mm	420
	Turning radius (outside)	m	4.2
	Traction	kN	80
Action Time	No-load lifting time	s	16
	No-load lowering time	s	12
	Retraction time of no-load boom from maximum overhang length	s	17
	Retraction time of no-load boom from maximum lifting height	s	16
	Extension time of no-load boom to maximum overhang length	s	22
	Extension time of no-load boom to maximum lifting height	s	24
Transmission System	Transmission mode	Hydrostatic transmission	
	Gear (forward/reverse)	2/2	
	Maximum traveling speed	km/h	35
	Gradeability	%	60
Engine	Brand	Perkins	
	Model	1104D-44T	
	Power	kW/rpm	74.5/2200
	Maximum torque	N.m/rpm	412/1400
	Fuel injection mode	Direct injection	
	Cooling mode	Water cooling	
Hydraulic System	Maximum displacement of plunger pump	ml/r	63
	Maximum working pressure	bar	265
	Control handle	ml/r	4 in 1
System Capacity	Hydraulic oil	L	190
	Fuel	L	140
	Engine oil	L	6.5
	Engine coolant	L	16
Fork	L×W×T	mm	1200×120×45
	Maximum distance between forks	mm	1040
	Rotation angle	°	126
Tyre	Specifications	405/70-24	



■ Dimension Drawings



■ Load Diagram



Dimensions			
A	Length to fork arm carrier	mm	6335
B	Width	mm	2320
C	Height	mm	2550
D	Wheel base	mm	2950
E	Ground clearance	mm	420
F	Wheel tread	mm	1915
G	Cab width	mm	940
H	Length to front wheel	mm	4668
K	Outtrigger site width	mm	2935

■ Configurations

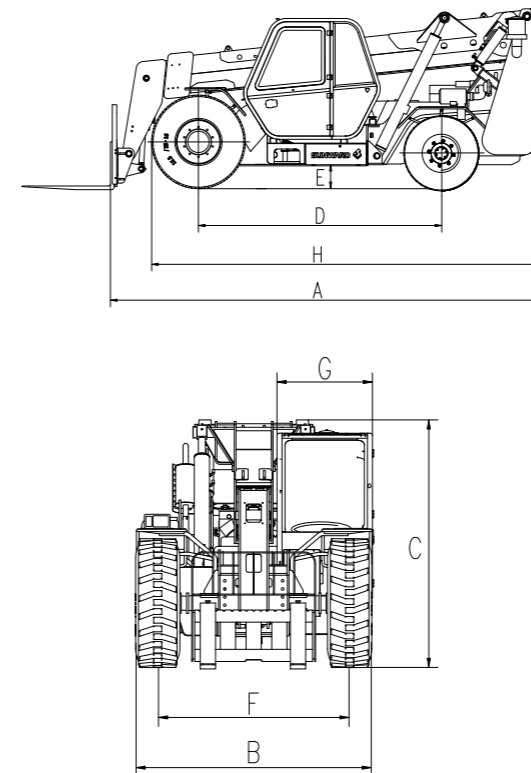
Standard configuration	Optional configuration
<ul style="list-style-type: none"> • Electro-hydraulic proportion • Four-wheel drive • Three-section boom • Horn • Quick switching device • Frame leveling system • Frog-type outrigger • Oil pipe explosion-proof system 	<ul style="list-style-type: none"> • Hydrostatic transmission • Three steering modes • Enclosed cab • Traveling light • Strobe alarm light • Floating fork • Automatic fork leveling system • Rollover protection system • Cold/hot air conditioning system • Off-road pattern pneumatic tyre
<ul style="list-style-type: none"> • Rear view camera • Clamping bucket • Lifting hook • Log clamp • Off-road pattern solid tyre 	<ul style="list-style-type: none"> • Bucket • Hanging basket • Haystack fork

■ Main Technical Parameters

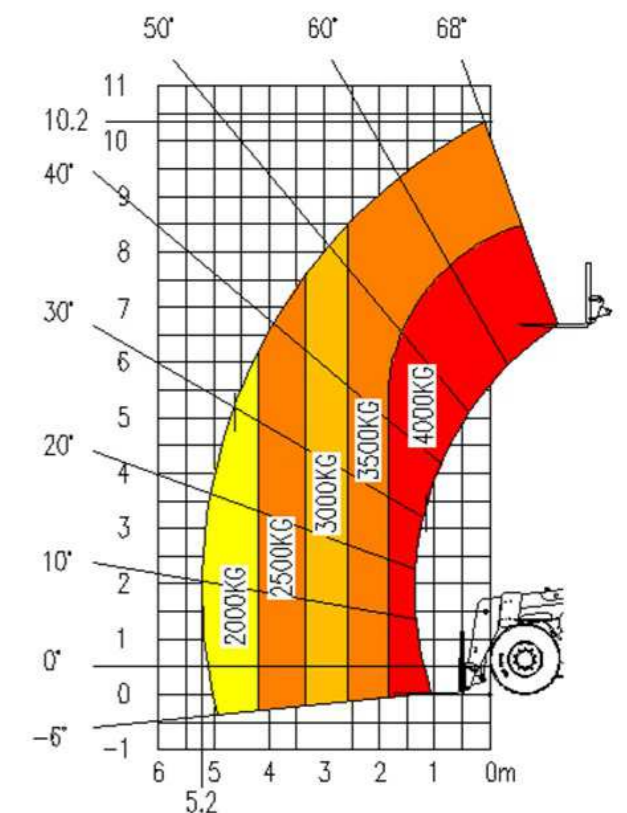
Performance Parameters			
Dimension (L×W×H)		mm	7215×2320×2450
Basic Parameters	Machine weight (no-load)	kg	10600
	Rated bearing capacity	kg	4000
	Maximum handling height	m	10.2
	Maximum overhang length	m	5.2
	Maximum overhang length load	kg	2000
	Ground clearance	mm	300
	Turning radius (outside)	m	5.06
	Traction	kN	40
Action Time	No-load lifting time	s	9
	No-load lowering time	s	10
	Retraction time of no-load boom from maximum overhang length	s	14
	Extension time of no-load boom to maximum overhang length	s	12
Transmission System	Transmission mode	Hydrodynamic transmission	
	Gear (forward and reverse)	2/2	
	Maximum traveling speed	km/h	36
	Gradeability	%	30
Engine	Brand	Yuchai	
	Model	YCD4J23T8-100	
	Power	kW/rpm	73.6/2200
	Maximum torque	N.m/rpm	380/≤1650
	Fuel injection mode	Electronic fuel injection	
	Cooling mode	Water cooling	
System Capacity	Hydraulic oil	L	180
	Fuel	L	140
	Engine oil	L	7.5
	Cooling system	L	15
Fork	L×W×T	mm	1220×125×50
	Maximum distance between forks	mm	1200
	Rotation angle	°	117
Tyre	Front wheel specifications	15.5-25-16PR	
	Rear wheel specifications	9.00-20-11PR	



■ Dimension Drawings



■ Load Diagram



Dimensions			
A	Length to fork arm carrier	mm	5975
B	Width	mm	2320
C	Height	mm	2450
D	Wheel base	mm	3300
E	Ground clearance	mm	300
F	Wheel tread	mm	1875
G	Cab width	mm	940
H	Length to front wheel	mm	5420
K	Outrigger site width	mm	-

■ Configurations

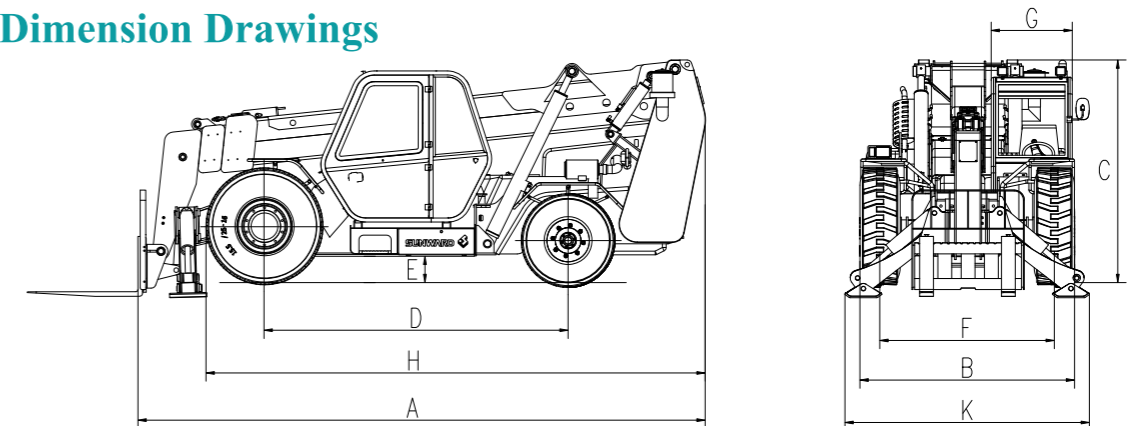
Standard configuration		Optional configuration	
● Mechanical manipulation	● Work light	● Rear view camera	● Bucket
● Hydrodynamic transmission	● Traveling light	● Clamping bucket	● Hanging basket
● Front wheel drive	● Strobe alarm light	● Lifting hook	● Haystack fork
● Rear wheel steering	● Floating fork	● Log clamp	
● Two-section boom	● Quick switching device	● Cold/hot air conditioning system	
● Enclosed cab	● Automatic fork leveling system		
● Electric fan	● Oil pipe explosion-proof system		
● Horn	● Off-road pattern pneumatic tyre		

■ Main Technical Parameters

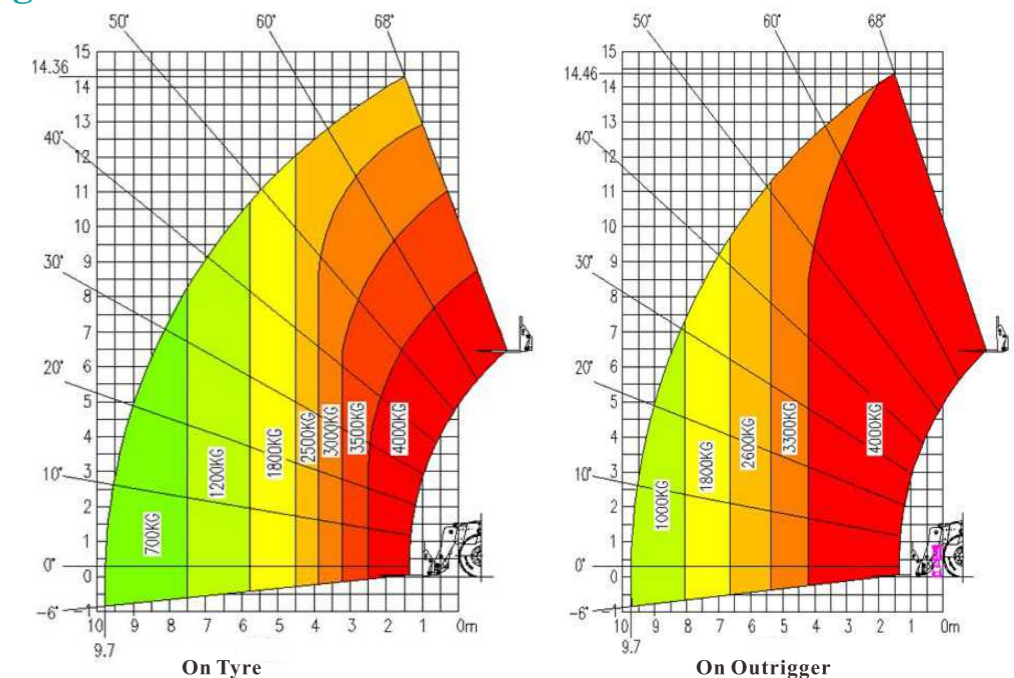
Performance Parameters			
Dimension (L×W×H)		mm	7366×2320×2450
Basic Parameters	Machine weight (no-load)	kg	12800
	Rated bearing capacity	kg	4000
	Maximum handling height	m	14.46
	Maximum overhang length	m	9.7
	Maximum overhang length load	kg	1000
	Ground clearance	mm	300
	Turning radius (outside)	m	5.06
	Traction	kN	40
Action Time	No-load lifting time	s	9
	No-load lowering time	s	10
	Retraction time of no-load boom from maximum overhang length	s	20
	Extension time of no-load boom to maximum overhang length	s	16
Transmission System	Transmission mode	Hydrodynamic transmission	
	Gear (forward and reverse)	2/2	
	Maximum traveling speed	km/h	36
	Gradeability	%	30
Engine	Brand	Yuchai	
	Model	YCD4J23T8-100	
	Power	73.6/2200	
	Maximum torque	N.m/rpm	380/≤1650
	Fuel injection mode	Electronic fuel injection	
	Cooling mode	Water cooling	
System Capacity	Hydraulic oil	L	180
	Fuel	L	140
	Engine oil	L	7.5
	Cooling system	L	15
Fork	L×W×T	mm	1220×125×50
	Maximum distance between forks	mm	1200
	Rotation angle	°	117
Tyre	Front wheel specifications	15.5-25-16PR	
	Rear wheel specifications	9.00-20-11PR	



■ Dimension Drawings



■ Load Diagram

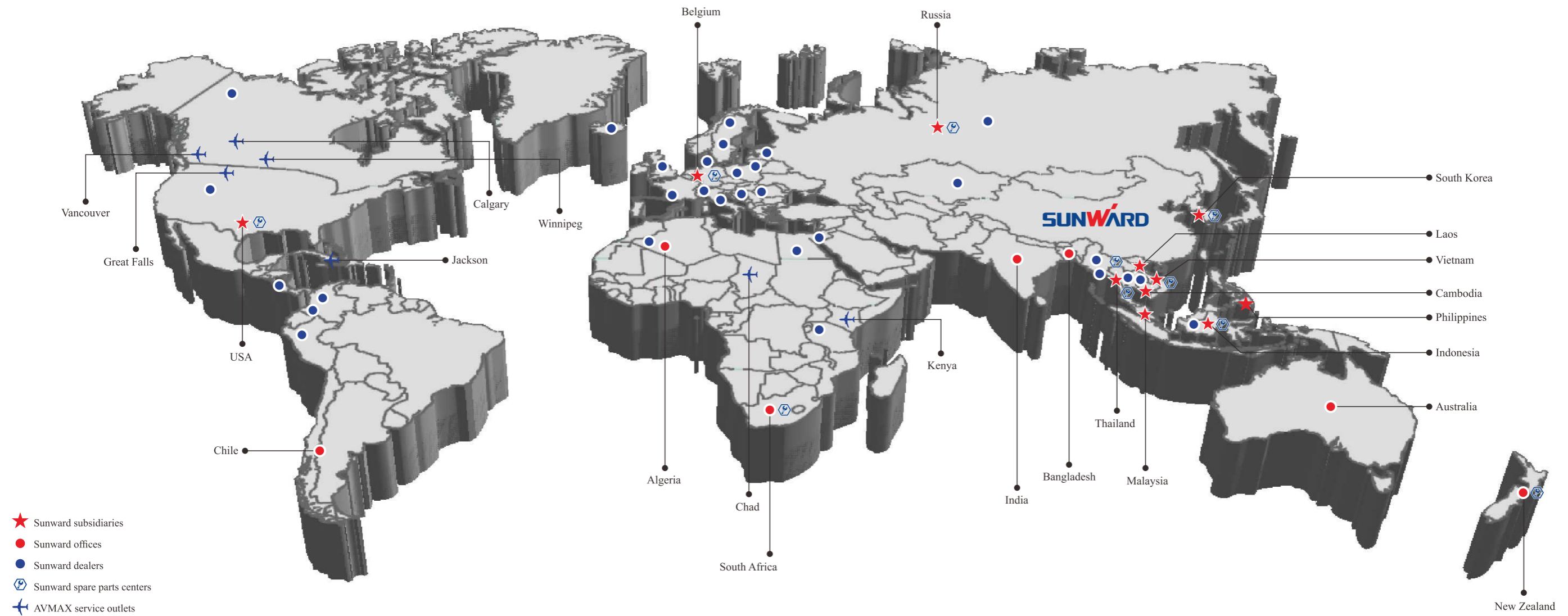


Dimensions			
A	Length to fork arm carrier	mm	6310
B	Width	mm	2320
C	Height	mm	2450
D	Wheel base	mm	3300
E	Ground clearance	mm	300
F	Wheel tread	mm	1875
G	Cab width	mm	940
H	Length to front wheel	mm	5420
K	Outrigger site width	mm	2654

■ Configurations

Standard configuration	Optional configuration
<ul style="list-style-type: none"> ● Mechanical manipulation ● Hydrodynamic transmission ● Front wheel drive ● Rear wheel steering ● Three-section boom ● Enclosed cab ● Electric fan ● Horn ● Work light 	<ul style="list-style-type: none"> ● Traveling light ● Strobe alarm light ● Floating fork ● Frog-type outrigger ● Quick switching device ● Automatic fork leveling system ● Oil pipe explosion-proof system ● Off-road pattern pneumatic tyre
	<ul style="list-style-type: none"> ● Rear view camera ● Clamping bucket ● Lifting hook ● Log clamp ● Stone single-arm crane ● Stone double-arm crane ● Cold/hot air conditioning system

After-sales Service



Efficient and Fast After-sales Service

Accessory warehouses have been set up all over China, forming a four-in-one accessory supply guarantee system consisting of headquarters warehouses, regional center warehouses, provincial warehouses and prefecture-level warehouses, storing over 20,000 kinds of accessories worth hundreds of millions of CNY. We have 800 front-line service engineers, 200 service outlets, 300 service vehicles and hundreds of service consulting units, ensuring efficient and fast after-sales service.



24-hour Hotline

If you need any help, please dial the 24-hour after-sales service hotline 400-887-8230.



Reply in 15min

Within 15min, the after-sales service engineer will contact you, ask you about the equipment and service requirements, and handle the problem through telephone remote guidance.



Departure within 1h

If the fault fails to be handled properly through telephone guidance, the service engineer will carry the maintenance tools to the site where the equipment is located for field maintenance service within 1h.



Arrival within 2h

The office service engineer will arrive at the site within 2h in the city, 12h in the province and 48h outside the province.



Handling of Major Situations

For major and special situations, the service system will activate a rapid response mechanism, an expert support mechanism and a green channel for accessories.



Telephone Follow-up

After the field service, the call center of Sunward's headquarters will call back to track the quality and completion of the service, listen to the opinions and suggestions of customers and feed them back to various functional units for implementation and improvement to provide better service for customers.